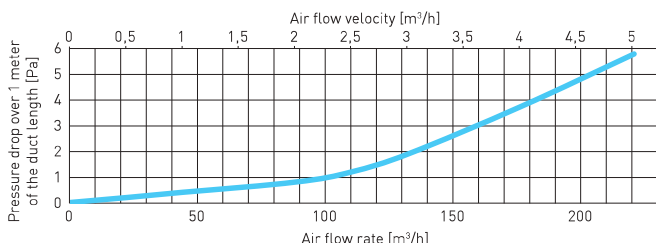


# Circular duct Ø125 for the plenum box

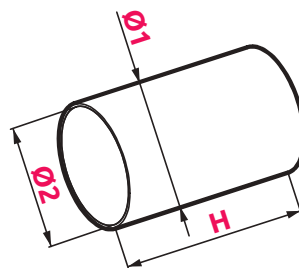
KO125-05, KO125-10, KO125-15

The circular duct allows for extending the connector in the plenum boxes to the required length and install the air valve (supply or exhaust) in the subsidence of the suspended ceiling or the under ceiling.

Available in 50 cm, 100 cm and 150 cm sections, made of PVC.



Air flow velocity	2 [m/s]	2,5 [m/s]	3 [m/s]
<b>Duct length</b>	<b>Pressure drop [Pa]</b>		
1 lm	0,8	1,2	2,0
2 lm	1,6	3,5	4,0
4 lm	3,2	4,8	8,0
6 lm	4,8	7,2	12,0
8 lm	6,4	9,6	16,0
10 lm	8,0	12,0	20,0
12 lm	9,6	14,4	24,0
14 lm	11,2	16,8	28,0
16 lm	12,8	19,2	32,0
18 lm	14,4	21,6	36,0
20 lm	16,0	24,0	40,0



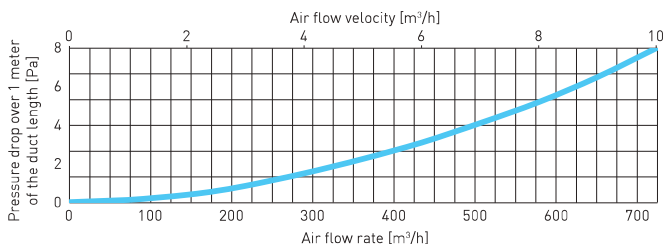
INDEX	Ø	Ø1	Ø2	H
KO125-05	Ø125	128	125	500
KO125-10	Ø125	128	125	1000
KO125-15	Ø125	128	125	1500

# Circular duct Ø160 for the distribution box

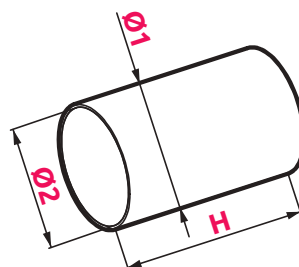
KO160-05, KO160-10, KO160-15

Ventilation ducts Ø160 mm are made of PVC in three lengths: 50 cm, 100 cm and 150 cm.

They are designed for the installation of distribution boxes.



Air flow velocity	2 [m/s]	2,5 [m/s]	3 [m/s]
<b>Duct length</b>	<b>Pressure drop [Pa]</b>		
1 lm	0,4	0,6	0,9
2 lm	0,8	1,2	1,7
4 lm	1,5	2,3	3,4
6 lm	2,3	3,5	5,1
8 lm	3,0	4,6	6,8
10 lm	3,8	5,8	8,5
12 lm	4,6	7,0	10,2
14 lm	5,3	8,1	11,9
16 lm	6,1	9,3	13,6
18 lm	6,8	10,4	15,3
20 lm	7,6	11,6	17,0



INDEX	Ø	Ø1	Ø2	H
KO160-05	Ø160	163	160	500
KO160-10	Ø160	163	160	1000
KO160-15	Ø160	163	160	1500